



ZG-dSVG

ZG-dSVG Dynamic Reactive Power Compensation Device Product manual

Integrated Energy Technology & Service Provider





Contents

	Company Profile	02
ZG-dSVG	ZG-dSVG Introduction	04
2.1	Product Introduction	04
2.2	Application Scenario	04
2.3	Structure	06
	Specifications and Technical Features	09
3.1	Model Description	09
3.2	Technical Parameter	10
3.3	Technical Features	10
	Application Cases	12
4.1	Part of the Project Performance Table	12
4.2	Application of Power Distribution Network	17
4.3	Application of New Energy Power Generation	18
4.4	Application of Industrial Load	19
	Honor and Qualification	21



一、公司简介

2002

2

002169

HAPF

PCS

SVG

UPS

+



Company Profile

Guangzhou Zhiguang Electric Technology Co., Ltd., established in 2002 with a registered capital of 200 million yuan, is a wholly-owned subsidiary of Guangzhou Zhiguang Electric Co., Ltd. [stock code: 002169, hereinafter referred to as Zhiguang]. It is a core member company of Zhiguang, which is specializing in flexible power technology research in the direction of integrated energy technology and service strategy development.

Since its establishment, the company has been focusing on the research of electrical control equipment technology with high-power electronics as its core technology, and conducting technical research and industrial applications in the fields of smart grid, distributed micro-grid, energy storage, motor control and energy conservation, power quality control, advanced power technology, etc. The main products include Distribution network neutral point grounding device, High-voltage variable frequency converting system, Energy storage power conversion system, Static Var generator(SVG), Intelligent high and low voltage shore power system, Low-voltage power quality management and Large industrial intelligent UPS.

The company's products have achieved regional coverage in the country and are exported to dozens of overseas countries and regions, contributing to the global energy conservation and emission reduction and green energy industry. The company uses the private cloud platform and big data as its technical means to give full play to the advantages of the Internet + and establishes a marketing and service platform centered on key industries, key regions and major customers, providing products, technologies and comprehensive technical solutions to thousands of customers in the power, building materials, metallurgy, chemical, coal, port, municipal, and new energy industries. Typical customers include China State Grid Corporation, China Southern Power Grid, Five Major Power Generation Groups, China General Nuclear Power Group, China National Building Materials Group Corporation, Sinopec, Petro China and Baowu Iron and Steel Group.

二、ZG-dSVG简介

ZG-dSVG Introduction



2.1 产品简介 Product Introduction

ZG-dSVG

ZG-dSVG no longer uses large-capacity capacitors and inductors, but realizes the conversion of reactive energy through the high-frequency switching of power electronic devices, which has the incomparable advantages of traditional reactive power compensation equipment in terms of technical indexes such as compensation effect, power density and operation efficiency, and it is the best solution for the comprehensive management of power quality at present, which can effectively improve the transient stability of the grid voltage, inhibit the flicker of the bus voltage, compensate the imbalance current, filter out the harmonics, and improve the power factor.






2.2 应用场景 Application Scenario

SVG

ZG-dSVG series products can be widely used in petrochemical industry, new energy industry, coal industry, metallurgy, electrified railway, urban construction and other electric power industries to provide high-quality and reliable reactive power compensation solutions for various motors, lighting equipment, generators, welding machines, rolling mills, resistance furnaces and other equipment.






石油、化工、矿山、码头、重型工业 Petroleum, chemical, mining, dock, heavy industry




-  Stabilisation of supply voltage;
-  local dynamic compensation of reactive power for large motors;
-  Reduction of reactive power fluctuations and harmonics in traction drives.
-  Centralised compensation in substations supplying power to a larger number of medium and low voltage motors;
-  Centralised compensation of reactive power of relevant power-using equipment;

钢铁、冶金 Steel, metallurgy



-  Stabilise busbar voltage;
-  Reduce voltage fluctuation, inhibit flicker, improve production efficiency;
-  Balance negative sequence.
-  Improve power factor to reduce reactive power loss;
-  Filter out harmonics and ensure equipment safety;

城市配网及农网供电 Power supply to urban distribution networks and agricultural networks



- 
- 
- 
- 
- 

K R L
Cd IGBT

switch,
current co.
tor circuit com,

ides the inlet cabinet, the starting cabinet and the power cabinet. The inlet cabinet is equipped with isolation and pre-charging current limiting resistor R, connecting reactor L, and the power cabinet is equipped with a is achieved by cascading identical power units, which contain the DC support capacitor Cd and the commuta- 3Ts.



IGBT

limiting resistor R effectively limits the current before the device starts, protecting the IGBTs and DC support s a great thermal capacity and can withstand repeated inrush currents for a short period of time.

L

	6kV	6-8
	10kV	10-12
	35kV	36-48

connected to the grid through the connecting reactor L. This reactor converts the output voltage of the converter c n into the grid, smoothing the ripple generated by the converter chain. The reactor is designed with high n etic density, featuring high linearity, low loss and harmonic resistance.

The main controller consists of various functional boards to complete AC signal acquisition, switching control, PWM pulse distribution, status detection and system protection.

The power unit driver board is installed in the power unit and is connected to the main controller via optical fibre to convert the control signals into drive signals for the IGBTs and to provide feedback on the status of the power unit.

ZG-dSVG adopts LCD touch screen with complete data display (table, current, voltage, power, etc.)

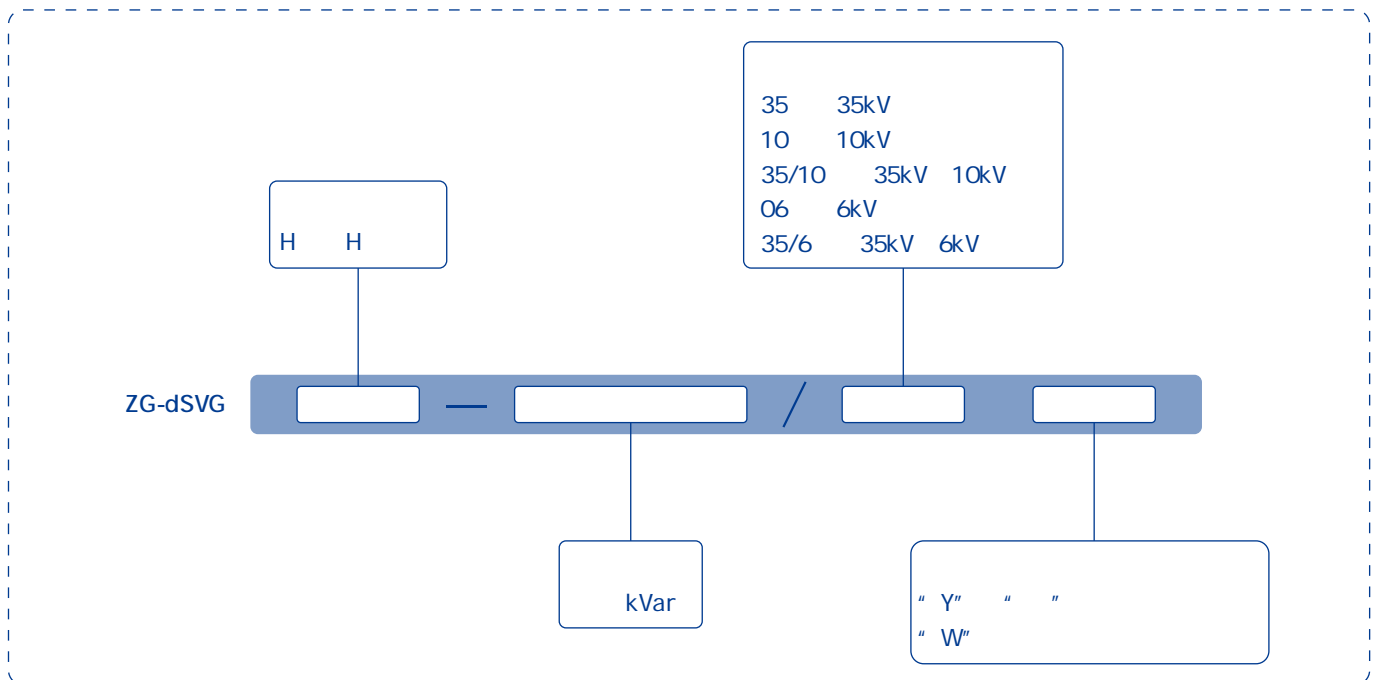
三、规格和技术参数

Specifications and Technical Features

3.1 型号说明 Model Description

The products are categorised as follows:

- Y , W
- 35 35kV 10 10kV 35/10 35kV 10kV 06 6kV 35/6 35kV 6kV
- kVar
- H H
- Installation form: "Y" for indoor installation in "one" arrangement, "W" for outdoor installation.
- Voltage level: 35 means 35kV series, 10 means 10kV series; 35/10 means 35kV step-down 10kV series, 06 means 6kV series; 35/6 means 35kV step-down 6kV series.
- Rated capacity: unit kVar
- Product structure form: H for H-bridge cascade



10kV ± 10000kVar H
ZG-dSVG-H 10000/10Y

Example: A system with rated voltage of 10kV, rated compensation capacity of ± 10,000kVar, H-bridge cascade topology, and "one" type arrangement for indoor installation, the model number can be expressed as ZG-dSVG-H 10000/10Y.

3.2 技术参数 Technical Parameter

Technical Indicators	Technical Parameter
rated voltage	6~35kV
compensation capacity	0.3~150Mvar
Adjustable range	Continuously and infinitely adjustable from rated inductive reactive power to rated capacitive reactive power
rated frequency	50Hz
response time	<4ms
overload capacity	1.1 3 1.1x duration 3 minutes
harmonic characteristic	2% Output harmonic current total distortion rate is less than 2%
Cooling method	/ / Air-cooled/water-cooled
operating mode	/ / / / / constant power factor/constant reactive power/constant voltage/constant current/ voltage reactive power synthesis/load compensation
Installation	Indoor cabinet, outdoor container
environmental temperature	-40 ~45
altitude	<3500m

3.3 技术特点 Technical Features

Fast response time and high voltage flicker suppression capability

ZG-dSVG 4ms

ZG-dSVG response time: 4ms, can complete the mutual conversion of rated capacitive to rated inductive reactive power in a very short time, which can satisfy the compensation of inrush loads, effectively inhibit the voltage flicker, and prevent grid accidents.

ZG-dSVG

99

<2%

Cascaded ZG-dSVG adopts low-loss fully-controlled power devices, combined with special control algorithms to ensure performance and low loss, and the efficiency of the device is 99%; It can effectively inhibit high-frequency harmonic injection, and the output current distortion rate is <2% when compensating reactive power. Under the condition of sufficient capacity, it also has the functions of suppressing low harmonics and compensating unbalance.

ZG-dSVG

ZG-dSVG air-cooled cooling system adopts intermediate air duct design with patented technology, and the cabinet top fan adopts long-life, maintenance-free external rotor motor and centrifugal fan with low-noise design, which ensures the safety and reliability of the overall system.

ZG-dSVG

With Hall detection and unit self-test function in standby, and self-test and protection function in voltage, current and temperature after the system is running, faults can be detected in time and isolated automatically to ensure that the system will not affect the power grid and the equipment at the load side.

In addition, ZG-dSVG products with bypass function can maintain stable operation during fault isolation.

ZG-dSVG

ZG-dSVG has constant voltage compensation mode in addition to the conventional constant power factor compensation and constant reactive power compensation functions, and high and low voltage traversing functions to cope with new energy power generation; High-voltage self-checking and self-starting function to cope with extremely unstable power grid;

Possessing multiple parallel operation technology to cope with the site of super-large capacity as well as multiple busbars and multiple systems, and obtaining the patented technology. (Optional functions)

*

NO.	项目名称 project name	容量 capacity kVar	电压 volotage kV	套数 set	应用场景 application scenario
9	35kV Shaanxi Coal Tongchuan Mining (Bureau) Co., Ltd. Huajing Hougou Wind Shaft Substation 35kV Substation	5000	10	1	Coal
10	35kV SVG Shaanxi Coal Hancheng Xipeng 35kV Substation SVG Project	SVG 2000 FC 2000	6	2	Coal
11	EPC EPC general contracting project of Phase II of surface production system of Hongshazhuan open-pit coal mine of Xinjiang Company	1200	10	4	Coal
12	110kV Ruoqiang Zhicun Washixia Mining Co., Ltd. ore dressing plant 110kV substation project	15000	10	1	Mining
13	EPC EPC General Contracting Project for Raw Coal Transportation System Rehabilitation Project of East Open Pit Mine	3000	10	2	open-pit coal mine
14	Zijin High and Low Voltage Distribution System Compensation and Energy Saving Technology Reform Project	2000	10	2	Mining production
15	10kV SVG Yunnan Tin Industry Co., Ltd. tin branch 10kV SVG project	1500	10	2	Tin production
16	35kV Fugu County Honghua Coal Mine Co., Ltd. 35kV substation new construction	3000	10	2	Coal
17	10kV SVG Yushen Coal Yushuan Coal Mine 10kV high-voltage SVG reactive power compensation device	3000	10	2	Coal
18	SVG SVG Project of Ground Power Station of Ping Coal Five Mines	4000	6	1	Coal
Semiconductor manufacturing					
1	4.8 Inner Mongolia Dongli Photovoltaic Annual Output of 48,000 tonnes of Silicon Material Project	35000	35	2	semiconductor manufacturing
2		23000	35	2	
3		12000	10	2	
4		20GW Annual output of 20GW monocrystalline silicon rod production line project of Kunming Dongchuan Yuzhe Semiconductor Co.	8000	10	8
5	24 8 Zhejiang Wangrong Semiconductor annual output of 240,000 pieces of 8-inch power device semiconductor project	1200	10	2	semiconductor manufacturing
6	35kV SVG Ningxia Duniyuan Juxin Semiconductor Co. 35kV Station High Voltage SVG Project	5000	10	2	semiconductor manufacturing
200+ Petrochemical industry accumulated 200+ sets of operation					
1	SVG Liaoning Zhende Chemical Liaodong Bay Company SVG Retrofit Project	2000	10	2	fine chemicals
2	5.3 Anhui Tiantie Li-power new energy with an annual output of 53,000 tons of lithium battery chemicals and ancillary products project	1000	10	1	Lithium chemical
3	150 SVG 1.5 million tons SVG project of Xinjiang Xinji Energy Chemical Co.	1500	10	8	coal chemical

*

NO.	项目名称 project name	容量 capacity kVar	电压 volotage kV	套数 set	应用场景 application scenario
4	SVG Procurement of SVG Equipment for Fracturing in Jiangsu Oilfield	2500	10	1	oilfield production
5	2#6kV Henan Kaixiang Fine Chemical Co., Ltd. 2#6kV reactive power compensation device technical reform project	5000	6	2	fine chemicals
6	SVG New substation reactive power compensation SVG project of Xinpangnan Coking Co.	12600	10	2	Coking coal to coke, coke oven gas and others
7	23 SVG Kailuan Chemical 23rd year the first batch of coal mine conversion SVG procurement	10000	6	4	Chemical
8	10 SVG Procurement of SVG equipment for 100,000-ton carbon utilization R&D platform	1500	10	1	Chemical
9	17-2/23-6 Ushi 17-2/23-6 Oilfield Cluster Joint Development Project	4000	35	1	oil exploration
10	Ground Engineering for Baimiao Shallow Gas Storage Project in Zhongyuan Oilfield	5000	10	2	oil exploration
	10kV Hunan Erkang Pharmaceutical 10kV Power Distribution Project	4000	10	1	pharmaceutic
	SVG China Coal Xuyang Chemical SVG Retrofit Project	4000	10	1	Chemical
	5000 Power Station of Longhua Coal Industry Urea Comprehensive Utilization Project			2	DAE BMS DB FN JDBM
	150 /	5030			

Jinchang Xipo 330kV converging transmission and substation project, the construction of this phase of two 330kV transformers, each main trano wo / and o f f o /rea " no

ZG-dSVG-H8000/10Y high-voltage dynamic reactive power compensation device independently developed by Zhiguang was officially put into operation in Guangdong Power Grid substation. This substation has two 240MVA main transformers, six 220kV bus outlets, 10 110kV bus outlets, and 24 110kV bus outlets, of which one section of 110kV bus outlets leads to the urban railway substation. The DC power supply of the urban railway is used to start the large reactive power shock easily caused by bus voltage flicker, operation will produce harmonic currents and bus voltage fluctuations. The project installs a set of 8MVar ZG-dSVG dynamic reactive power compensation device on the 10kV bus side of the substation main transformer, which effectively improves the transient stability of grid voltage and suppresses bus voltage flicker.

4.3 新能源发电的应用 Application of New Energy Power Generation

华电集团某风电场动态无功补偿项目 Huadian Group Wind Farm Dynamic Reactive Power Compensation Project

35kV	± 8MVar		7MVar FC		
49.5MW	33	1500kW		3500	FC
	SVG				

Zhiguang's self-developed 35kV direct-hanging ± 8MVar high-voltage dynamic reactive power compensation device and 7MVar FC inductive reactive power compensation device were formally put into operation at the wind farm of Huadian Group. The construction scale of this wind farm is 49.5MW, with 33 wind turbines of 1500kW capacity, and the wind farm is at an altitude of 3500 metres above sea level.

On the one hand, the fixed inductive reactive power is compensated by the FC inductive reactive power compensation device, and on the other hand, the residual reactive power of the SVG grid is dynamically compensated, which meets the demand for reactive power compensation at the site and stabilises the power factor, and saves the cost of larger capacity reactive power compensation device, site and related construction costs.



华能集团某风电场水冷高压动态无功补偿项目 Huaneng Group Water-cooled High Voltage Dynamic Reactive Power Compensation Project for Wind Farms

35kV	40MVar	SVG	100MW
		35kV	ZG-dSVG

Zhiguang's self-developed 35kV direct-mounted 40MVar water-cooled high-voltage dynamic reactive power compensation device SVG was officially put into operation at Huaneng Group's 100MW wind farm. Wind power generation projects are affected by the weather, with large fluctuations in voltage drop amplitude and low power factor. The project installed ZG-dSVG water-cooled reactive power compensation device on the 35kV bus side according to the actual situation of the site to suppress voltage fluctuation and improve the bus power factor.



宁夏某光伏电站多套高压动态无功补偿装置并联运行项目
 Ningxia photovoltaic power station multiple sets of high-voltage dynamic reactive power compensation device parallel operation project

2 360MVA 6 35kV 24MVar SVG 220kV
 35kV 35kV 3 3

ZG-dSVG 3 SVG

Six sets of 35kV direct-mounted 24MVar water-cooled SVGs with multiple parallel operation developed by Zhiguang were officially put into operation at a Ningxia PV power station. The 220kV photovoltaic booster station is installed with two 360MVA main transformers and two 35kV busbars. According to the situation of large grid-connected capacity and two sections of buses, three sets of water-cooled dynamic reactive power compensation devices are installed on the side of each section of 35kV buses, and at the same time, the centre screen is used to calculate the reactive power of the buses at the grid end, so as to realize the synchronous operation of three sets of SVGs, which can satisfy the requirements of suppressing voltage fluctuation and improving the power factor of buses at the site.




4.4 工业负荷的应用 Application of Industrial Load

河北某钢铁热轧系统动态无功补偿项目
 Hebei Iron & Steel Hot Rolling System Dynamic Reactive Power Compensation Project

10kV ± 6MVar SVG 6MVar FC
 FC SVG

Zhiguang's self-developed 10kV direct-hanging ± 6MVar SVG and 6MVar FC filtering device was formally put into operation at Hebei Iron and Steel Hot Rolling Mill. The site has large load shocks, large voltage dips, low power factor, and many harmonics exceeding the standard. The FC compensates for many harmonics in the bus, and the SVG compensates for grid reactive power and capacitive reactive power during harmonic compensation, effectively suppressing voltage fluctuations brought about by the steel hot rolling process and stabilising the power factor on the bus side.



10kV± 7MVar SVG 3MVar FC

Zhiguang independently developed 10kV± 7MVar SVG and 3MVar FC filtering device was put into operation in Huainan Mining Industry. The site has large load shocks, large voltage dips, low power factor, and many harmonic exceedances. FC compensates for many harmonics at the busbar, and SVG compensates for grid reactive power as well as capacitive reactive power during harmonic compensation, effectively suppressing voltage fluctuations and stabilising the power factor at the busbar side.

The new construction of 35KV substation of Shanxi Steel adopts two sets of 10MVar 10kV dynamic reactive power compensation devices. The site voltage fluctuation is large, harmonic pollution is serious, three-phase imbalance and other problems lead to the overall power factor is low. Therefore, the dynamic reactive power compensation device effectively reduces voltage fluctuation, stabilises bus voltage, improves power factor and reduces reactive power loss.

五、质





Guangzhou Zhiguang Electric Technology Co., Ltd.

Add 51
NO.51 Punan Road,Yunpu Industry Zone, Huangpu District Guangzhou,P.R.China.
Tel 020-32113398
Fax 020-32113456
Web www.gzzg.com.cn
Zip 510760